

Unicode™ 2 Series Stainless Steel Control Stations and Switches

Increased Safety

NEC:

Class I, Division 2, Groups A, B, C, D
Class II, Groups E, F, G
Class III
Ex de IIC/DIP A21
IP66, Type 4X[Ⓛ]

CEC:

Class I, Division 2, Groups A, B, C, D
Class II, Groups F, G
Class III; Type 4X[Ⓛ]
Class I, Zone 1, AEx de IIC/ AEx tD 21
IP66

ATEX/IECEX:

Zone 1 and 2 – 21 and 22
II 2 GD
Ex de IIC/Ex demb IIC/ Ex tD A21
IP66 – IK10

Applications

- Local control stations and motor control stations for use in hazardous areas covering the broadest possible range of applications.
- Control of equipment at:
 - Power plants
 - Chemical and petrochemical plants
 - Petroleum refineries
 - Reverse osmosis plants
 - Pulp and paper processing plants
 - Various industrial applications
- Push buttons and selector switches are used in conjunction with contactors or magnetic starters for remote control of motors in hazardous locations. They provide circuit control and/or selection.
- Pilot lights provide visual assurance that an electrical function is being performed at a remote or hazardous location.
- For use in washdown areas.

Features

- Employs Ex de method of protection which eliminates the need for external seals.
- Operators include push buttons, illuminated push buttons, selector switches, control and load break switches and LED pilot lights.
- Pilot light employs high intensity single LED with lifetime of 100,000 hours that can be used at:
 - 12 Vac to 254 Vac 50/60 Hz
 - 12 Vdc to 60 Vdc
- Up to 3 contact blocks per actuator can be used.
- Contact block technical data:
 - IEC rated operating voltage (Ue): 500 Vac – 110 Vdc
 - IEC switching capacity:
 - AC12: 16 Amp/400 Vac
 - AC14: 10 Amp/400 Vac
 - AC15: 6 Amp/500 Vac
 - DC13: 2 Amp/24 Vdc and 1 Amp/110 Vdc
 - NEMA switching capacity: A600: 10 Amp/600 Vac
- Selector switch technical data:
 - IEC rated operating voltage: 690 Vac
 - IEC rated operating current: maximum 16 Amp
 - IEC switching capacity:
 - AC1: 16 Amp/690 Vac
 - AC15: 16 Amp/415 Vac
 - AC3: 8 Amp/500 Vac
 - AC3: 4 Amp/690 Vac
 - AC3: 16 Amp/690 Vac
 - DC1: 10 Amp/24 Vdc
 - DC1: 6 Amp/60 Vdc
 - DC1: 6 Amp/110 Vdc (2 contacts wired in series)
 - DC1: 6 Amp/220 Vdc (3 contacts in series)
 - NEMA switching capacity: A600: 10 Amp/600 Vac
- Enclosures are rated for IP66 with firmly secured gasket.
- Operators and contact blocks are spaced for easy wiring.
- Wide selection of termination methods available.
- Choice of DIN rail mounted high performance contact block suitable for low intensity (less than 5 mA).
- TS35 rail mounted components are held securely in place during operation and easily removed for service.



U62W2PRA5A9

- Brass Inserts are provided for TS35 DIN rails or mounting plates to be installed inside the enclosure.
- Captive, corrosion resistant stainless steel cover screws.

Standard Materials

- Body and cover: 316L stainless steel with natural finish
- Cover screws: 304 stainless steel

Accessories

- Key for changing actuator blocks.
- Guard for mushroom head actuator.
- Padlockable guard.
- M5 and M6 earth stud.
- Combination drain and breather available in brass, polyamide and stainless steel.

Options

- Nameplates: Stainless Steel or Lamacoid with different color combinations.
- Padlocking facility at left, center, right or any position on selector switches.
- Padlocking facility for momentary and maintained push buttons.
- Special contact arrangements available, see *Unicode™ 2 Series Customized Control Stations*.

[Ⓛ] Overall hazardous location and ingress protection rating depends on the rating of the optional certified components used.

Unicode™ 2 Series Stainless Steel Control Stations and Switches

Increased Safety

NEC:

Class I, Division 2, Groups A, B, C, D
Class II, Groups E, F, G
Class III
Ex de IIC/DIP A21
IP66, Type 4X^①

CEC:

Class I, Division 2, Groups A, B, C, D
Class II, Groups F, G
Class III; Type 4X^①
Class I, Zone 1, AEx de IIC/ AEx tD 21
IP66

ATEX/IECEx:

Zone 1 and 2 – 21 and 22
Ⓜ II 2 GD
Ex de IIC/Ex demb IIC/ Ex tD A21
IP66 – IK10

NEC/CEC Certifications and Compliances

- Certification Type JBe
 - Temperature Class: T6 (at +40°C) or T5 (at +55°C)
 - Surface Temperature: T80 °C (at +40°C) to T95 °C (at +55°C) (T176 °F to T203 °F)
 - Ambient Temperature: -40 °C to +55 °C (-40 °F to +131°F)
 - CAN/CSA Standard: C22.2 No. O-M91, No. 25-M66, No. 213-M1987, No. 60079-0:07, No. 60529-2005, E60079-7-2003
 - UL Standard: 60079-0, 60079-7
 - Other Standards: ANSI/IEC60529-2004, ANSI/ISA 12.12.01-2011
 - cCSAus Certificate: 2356734

ATEX/IECEx Certification and Compliances

- Certification Type JBe
 - Gas: Zone 1 and 2
 - Conforming to ATEX 94/9/CE: Ⓜ II 2 G
 - Type of Protection: Ex de IIC/Ex demb IIC
 - Temperature Class: T5 to T6
 - Dust: Zone 21 and 22
 - Conforming to ATEX 94/9/CE: Ⓜ II 2 D
 - Type of Protection: Ex tD A21
 - Surface Temperature: T80 °C to T95 °C (T176 °F to T203 °F)
 - Ambient Temperature: -50 °C to +70 °C (-58 °F to +158 °F) (empty enclosure, temperature to be determined according to actuator)
 - CE Declaration of Conformity: 50232
 - ATEX Certificate: LCIE 02 ATEX 6118X
 - IECEx Certificate: LCI 11.0008X
 - Index of Protection according EN/IEC 60529: IP66
 - Impact Resistance (shock): IK10

EURASEC Certification

- Certification Type JBe
 - EURASEC RU C-FR Г505.B.00911

Other Certification ^②

- Certification Type JBe
 - INMETRO Certificate: BVC 11.0418-X

^① Overall hazardous location and ingress protection rating depends on the rating of the optional certified components used.
^② INMETRO certification available on special request only. Contact your local sales representative for more information.

Unicode™ 2 Series Stainless Steel Control Stations and Switches

Increased Safety

NEC:
 Class I, Division 2, Groups A, B, C, D
 Class II, Groups E, F, G
 Class III
 Ex de IIC/DIP A21
 IP66, Type 4X①

CEC:
 Class I, Division 2, Groups A, B, C, D
 Class II, Groups F, G
 Class III; Type 4X①
 Class I, Zone 1, AEx de IIC/ AEx tD 21
 IP66

ATEX/IECEX:
 Zone 1 and 2 – 21 and 22
 II 2 GD
 Ex de IIC/Ex demb IIC/ Ex tD A21
 IP66 – IK10

CONTROLS: NEC/CEC, ATEX/IECEX INCREASED SAFETY CONTROL STATIONS

Size 1 Stainless Steel Control Station

Included: 1 white self-adhesive laminated plastic nameplate, 1 brass earth continuity plate ②, 1 blanking plug ③, 1 cable gland ③.

Description/Function	Diagram	Entry Location	Entry Size	Weight kg (lb)	Volume dm³ (in³)	Catalog Number
Momentary Push Buttons						
Green insert 'I' + red insert 'O' with 1NO + 1NC momentary contact		Bottom	2 x M20	1.2 (2.65)	4.3 (262.40)	U61W2A3
		Bottom	2 x M25	1.2 (2.65)	4.3 (262.40)	U61W4A3
		Bottom	1 x 3/4"	1.2 (2.65)	4.3 (262.40)	U61Z3A3
		Feed-Thru	2 x 3/4"	1.2 (2.65)	4.3 (262.40)	U61X3A3
		Bottom	2 x M20	1.2 (2.65)	4.3 (262.40)	U61W2A5
		Bottom	2 x M25	1.2 (2.65)	4.3 (262.40)	U61W4A5
1x green push button 'I' with 1NO momentary contact		Bottom	2 x M20	1.2 (2.65)	4.3 (262.40)	U61W2A5
		Bottom	2 x M25	1.2 (2.65)	4.3 (262.40)	U61W4A5
		Bottom	1 x 3/4"	1.2 (2.65)	4.0 (244.1)	U61Z3A5
1x red push button 'O' with 1NC momentary contact		Bottom	2 x M20	1.2 (2.65)	4.3 (262.40)	U61W2A9
		Bottom	2 x M25	1.2 (2.65)	4.3 (262.40)	U61W4A9
		Bottom	1 x 3/4"	1.2 (2.65)	4.3 (262.40)	U61Z3A9
1x red push button 'O' with 1NC momentary contact		Feed-Thru	2 x 3/4"	1.2 (2.65)	4.3 (262.40)	U61X3A9
		Bottom	2 x M20	1.2 (2.65)	4.3 (262.40)	U61W2A9
		Bottom	2 x M25	1.2 (2.65)	4.3 (262.40)	U61W4A9
1x red push button 'O' with 1NC momentary contact		Bottom	1 x 3/4"	1.2 (2.65)	4.3 (262.40)	U61Z3A9
		Feed-Thru	2 x 3/4"	1.2 (2.65)	4.3 (262.40)	U61X3A9
		Bottom	2 x M20	1.2 (2.65)	4.3 (262.40)	U61W2A9
Twin Momentary Push Buttons ④						
1x green push button 'I' with 1NO contact 1x red push button 'O' with 1NC contact momentary contacts		Bottom	2 x M20	1.3 (2.87)	4.3 (262.40)	U61W2A5A9
		Bottom	2 x M25	1.3 (2.87)	4.3 (262.40)	U61W4A5A9
		Bottom	1 x 3/4"	1.3 (2.87)	4.3 (262.40)	U61Z3A5A9
		Feed-Thru	2 x 3/4"	1.3 (2.87)	4.3 (262.40)	U61X3A5A9
		Bottom	2 x M20	1.3 (2.87)	4.3 (262.40)	U61W2A3A3
		Bottom	2 x M25	1.3 (2.87)	4.3 (262.40)	U61W4A3A3
1x green push button 'I' with 1NO + 1NC contact 1x red push button 'O' with 1NO + 1NC contact momentary contacts		Bottom	2 x M20	1.3 (2.87)	4.3 (262.40)	U61W2A3A3
		Bottom	2 x M25	1.3 (2.87)	4.3 (262.40)	U61W4A3A3
		Bottom	1 x 3/4"	1.3 (2.87)	4.3 (262.40)	U61Z3A3A3
1x green push button 'I' with 1NO + 1NC contact 1x red push button 'O' with 1NO + 1NC contact momentary contacts		Feed-Thru	2 x 3/4"	1.3 (2.87)	4.3 (262.40)	U61X3A3A3
		Bottom	2 x M20	1.3 (2.87)	4.3 (262.40)	U61W2A3A3
		Bottom	2 x M25	1.3 (2.87)	4.3 (262.40)	U61W4A3A3

Additional combinations available, please refer to Unicode 2 Series - Customized Control Stations section.

① Overall hazardous location and ingress protection rating depends on the rating of the optional certified components used.

② Not required for stainless steel.

③ Not included if NPT hubs are selected.

④ Vertically mounted devices in stainless steel models.

Unicode™ 2 Series Stainless Steel Control Stations and Switches

Increased Safety

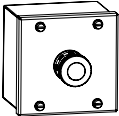


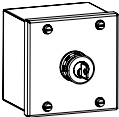


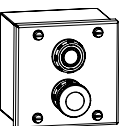
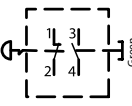
NEC:
 Class I, Division 2, Groups A, B, C, D
 Class II, Groups E, F, G
 Class III
 Ex de IIC/DIP A21
 IP66, Type 4X①

CEC:
 Class I, Division 2, Groups A, B, C, D
 Class II, Groups F, G
 Class III; Type 4X①
 Class I, Zone 1, AEx de IIC/ AEx tD 21
 IP66

ATEX/IECEX:
 Zone 1 and 2 – 21 and 22
 II 2 GD
 Ex de IIC/Ex demb IIC/ Ex tD A21
 IP66 – IK10

Size 1 Stainless Control Station

Included: 1 white self-adhesive laminated plastic nameplate, 1 brass earth continuity plate ②, 1 blanking plug ③, 1 cable gland ③.

Description/Function	Diagram	Entry Location	Entry Size	Weight kg (lb)	Volume dm³ (in³)	Catalog Number	
Emergency Stop							
 Red mushroom head push-pull 1NC maintained contact		Bottom	2 x M20	1.2 (2.65)	4.3 (262.40)	U61W2D9	
		Bottom	2 x M25	1.2 (2.65)	4.3 (262.40)	U61W4D9	
		Feed-Thru	1 x 3/4"	1.2 (2.65)	4.3 (262.40)	U61Z3D9	
	Feed-Thru	2 x M20	2 x 3/4"	1.2 (2.65)	4.3 (262.40)	U61X3D9	
			Bottom	2 x M20	1.2 (2.65)	4.3 (262.40)	U61W2D3
			Bottom	2 x M25	1.2 (2.65)	4.3 (262.40)	U61W4D3
Feed-Thru	1 x 3/4"	2 x 3/4"	1.2 (2.65)	4.3 (262.40)	U61Z3D3		
	2 x 3/4"	2 x 3/4"	1.2 (2.65)	4.3 (262.40)	U61X3D3		
 Red mushroom head key release 1NC maintained contact		Bottom	2 x M20	1.2 (2.65)	4.3 (262.40)	U61W2C9	
		Bottom	2 x M25	1.2 (2.65)	4.3 (262.40)	U61W4C9	
		Feed-Thru	1 x 3/4"	1.2 (2.65)	4.3 (262.40)	U61Z3C9	
	Feed-Thru	2 x M20	2 x 3/4"	1.2 (2.65)	4.3 (262.40)	U61X3C9	
			Bottom	2 x M20	1.2 (2.65)	4.3 (262.40)	U61W2C3
			Bottom	2 x M25	1.2 (2.65)	4.3 (262.40)	U61W4C3
Feed-Thru	1 x 3/4"	2 x 3/4"	1.2 (2.65)	4.3 (262.40)	U61Z3C3		
	2 x 3/4"	2 x 3/4"	1.2 (2.65)	4.3 (262.40)	U61X3C3		
Push Pull Emergency Stop + Push Button ④							
 1x red mushroom head push-pull with 1NC maintained contact 1x green push button 'I' with 1NO momentary contact		Bottom	2 x M20	1.3 (2.87)	4.3 (262.40)	U61W2D9A5	
		Bottom	2 x M25	1.3 (2.87)	4.3 (262.40)	U61W4D9A5	
		Feed-Thru	1 x 3/4"	1.3 (2.87)	4.3 (262.40)	U61Z3D9A5	
		Feed-Thru	2 x 3/4"	1.3 (2.87)	4.3 (262.40)	U61X3D9A5	

Additional combinations available, please refer to Unicode 2 Series - Customized Control Stations section.

- ① Overall hazardous location and ingress protection rating depends on the rating of the optional certified components used.
- ② Not required for stainless steel.
- ③ Not included if NPT hubs are selected.
- ④ Vertically mounted devices in stainless steel models.

CONTROLS: NEC/CEC, ATEX/IECEX INCREASED SAFETY CONTROL STATIONS



Unicode™ 2 Series Stainless Steel Control Stations and Switches

Increased Safety

NEC:
 Class I, Division 2, Groups A, B, C, D
 Class II, Groups E, F, G
 Class III
 Ex de IIC/DIP A21
 IP66, Type 4X①


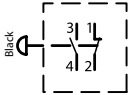

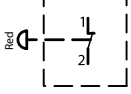

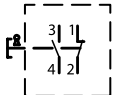
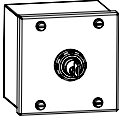
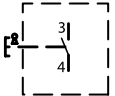
CEC:
 Class I, Division 2, Groups A, B, C, D
 Class II, Groups F, G
 Class III; Type 4X①
 Class I, Zone 1, AEx de IIC/ AEx tD 21
 IP66

ATEX/IECEX:
 Zone 1 and 2 – 21 and 22
 ② II 2 GD
 Ex de IIC/Ex demb IIC/ Ex tD A21
 IP66 – IK10

CONTROLS: NEC/CEC, ATEX/IECEX INCREASED SAFETY CONTROL STATIONS

Size 1 Stainless Steel Control Station

Included: 1 white self-adhesive laminated plastic nameplate, 1 brass earth continuity plate ②, 1 blanking plug ③, 1 cable gland ③.

Description/Function	Diagram	Entry Location	Entry Size	Weight kg (lb)	Volume dm³ (in³)	Catalog Number		
Mushroom Head Push Button ④								
 Black mushroom head push button 1NO + 1NC momentary contact		Bottom	2 x M20	1.2 (2.65)	4.3 (262.40)	U61W2B3		
		Bottom	2 x M25	1.2 (2.65)	4.3 (262.40)	U61W4B3		
		1 x 3/4"		1.2 (2.65)	4.3 (262.40)	U61Z3B3		
		Feed-Thru	2 x 3/4"	1.2 (2.65)	4.3 (262.40)	U61X3B3		
		Bottom	2 x M20	1.2 (2.65)	4.3 (262.40)	U61W2R9		
		Bottom	2 x M25	1.2 (2.65)	4.3 (262.40)	U61W4R9		
 Red mushroom head push button 1NC momentary contact		Bottom	2 x M25	1.2 (2.65)	4.3 (262.40)	U61W4R9		
		1 x 3/4"		1.2 (2.65)	4.3 (262.40)	U61Z3R9		
		Feed-Thru	2 x 3/4"	1.2 (2.65)	4.3 (262.40)	U61X3R9		
		Key Push Button ④						
		 With key removable in both positions 1NO + 1NC maintained contact		Bottom	2 x M20	1.2 (2.65)	4.3 (262.40)	U61W2E3
				Bottom	2 x M25	1.2 (2.65)	4.3 (262.40)	U61W4E3
1 x 3/4"				1.2 (2.65)	4.3 (262.40)	U61Z3E3		
Feed-Thru	2 x 3/4"			1.2 (2.65)	4.3 (262.40)	U61X3E3		
Bottom	2 x M20			1.2 (2.65)	4.3 (262.40)	U61W2E5		
Bottom	2 x M25			1.2 (2.65)	4.3 (262.40)	U61W4E5		
 With key removable in both positions 1NO maintained contact		Bottom	2 x M25	1.2 (2.65)	4.3 (262.40)	U61W4E5		
		1 x 3/4"		1.2 (2.65)	4.3 (262.40)	U61Z3E5		
		Feed-Thru	2 x 3/4"	1.2 (2.65)	4.3 (262.40)	U61X3E5		
		Bottom	2 x M20	1.2 (2.65)	4.3 (262.40)	U61W2E9		
		Bottom	2 x M25	1.2 (2.65)	4.3 (262.40)	U61W4E9		
		1 x 3/4"		1.2 (2.65)	4.3 (262.40)	U61Z3E9		
Feed-Thru	2 x 3/4"	1.2 (2.65)	4.3 (262.40)	U61X3E9				

Additional combinations available, please refer to Unicode 2 Series - Customized Control Stations section.

① Overall hazardous location and ingress protection rating depends on the rating of the optional certified components used.

② Not required for stainless steel.

③ Not included if NPT hubs are selected.

④ Vertically mounted devices in stainless steel models.

Unicode™ 2 Series Stainless Steel Control Stations and Switches

Increased Safety

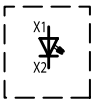


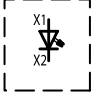

NEC:
 Class I, Division 2, Groups A, B, C, D
 Class II, Groups E, F, G
 Class III
 Ex de IIC/DIP A21
 IP66, Type 4X①

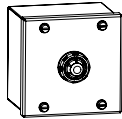
CEC:
 Class I, Division 2, Groups A, B, C, D
 Class II, Groups F, G
 Class III; Type 4X①
 Class I, Zone 1, AEx de IIC/ AEx tD 21
 IP66

ATEX/IECEX:
 Zone 1 and 2 – 21 and 22
 II 2 GD
 Ex de IIC/Ex demb IIC/ Ex tD A21
 IP66 – IK10

Size 1 Stainless Steel Control Station

Included: 1 white self-adhesive laminated plastic nameplate, 1 brass earth continuity plate ②, 1 blanking plug ③, 1 cable gland ③.

Description/Function	Diagram	Entry Location	Entry Size	Weight kg (lb)	Volume dm ³ (in ³)	Catalog Number
1x red pilot light ④		Bottom	2 x M20	1.2 (2.65)	4.3 (262.40)	U61W2PR
		Bottom	2 x M25	1.2 (2.65)	4.3 (262.40)	U61W4PR
		Bottom	1 x 3/4"	1.2 (2.65)	4.3 (262.40)	U61Z3PR
		Feed-Thru	2 x 3/4"	1.2 (2.65)	4.3 (262.40)	U61X3PR
1x green pilot light ④		Bottom	2 x M20	1.2 (2.65)	4.3 (262.40)	U61W2PG
		Bottom	2 x M25	1.2 (2.65)	4.3 (262.40)	U61W4PG
		Bottom	1 x 3/4"	1.2 (2.65)	4.3 (262.40)	U61Z3PG
		Feed-Thru	2 x 3/4"	1.2 (2.65)	4.3 (262.40)	U61X3PG
1x blue pilot light ④		Bottom	2 x M20	1.2 (2.65)	4.3 (262.40)	U61W2PB
		Bottom	2 x M25	1.2 (2.65)	4.3 (262.40)	U61W4PB
		Bottom	1 x 3/4"	1.2 (2.65)	4.3 (262.40)	U61Z3PB
		Feed-Thru	2 x 3/4"	1.2 (2.65)	4.3 (262.40)	U61X3PB
1x yellow pilot light ④		Bottom	2 x M20	1.2 (2.65)	4.3 (262.40)	U61W2PY
		Bottom	2 x M25	1.2 (2.65)	4.3 (262.40)	U61W4PY
		Bottom	1 x 3/4"	1.2 (2.65)	4.3 (262.40)	U61Z3PY
		Feed-Thru	2 x 3/4"	1.2 (2.65)	4.3 (262.40)	U61X3PY
1x white pilot light ④		Bottom	2 x M20	1.2 (2.65)	4.3 (262.40)	U61W2PW
		Bottom	2 x M25	1.2 (2.65)	4.3 (262.40)	U61W4PW
		Bottom	1 x 3/4"	1.2 (2.65)	4.3 (262.40)	U61Z3PW
		Feed-Thru	2 x 3/4"	1.2 (2.65)	4.3 (262.40)	U61X3PW



Additional combinations available, please refer to Unicode 2 Series - Customized Control Stations section.

① Overall hazardous location and ingress protection rating depends on the rating of the optional certified components used.

② Not required for stainless steel.

③ Not included if NPT hubs are selected.

④ 12 Vac to 254 Vac 50/60 Hz - 12 Vdc to 60 Vdc.

CONTROLS: NEC/CEC, ATEX/IECEX INCREASED SAFETY CONTROL STATIONS



Unicode™ 2 Series Stainless Steel Control Stations and Switches

Increased Safety

CONTROLS: NEC/CEC, ATEX/IECEx INCREASED SAFETY CONTROL STATIONS

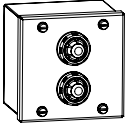
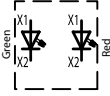
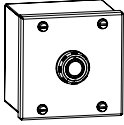
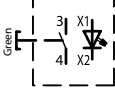
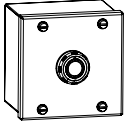
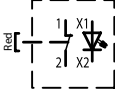
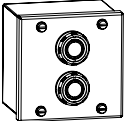
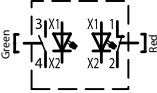
NEC:
 Class I, Division 2, Groups A, B, C, D
 Class II, Groups E, F, G
 Class III
 Ex de IIC/DIP A21
 IP66, Type 4X^①

CEC:
 Class I, Division 2, Groups A, B, C, D
 Class II, Groups F, G
 Class III; Type 4X^①
 Class I, Zone 1, AEx de IIC/ AEx tD 21
 IP66

ATEX/IECEx:
 Zone 1 and 2 – 21 and 22
 II 2 GD
 Ex de IIC/Ex demb IIC/ Ex tD A21
 IP66 – IK10

Size 1 Stainless Steel Control Station

Included: 1 white self-adhesive laminated plastic nameplate, 1 brass earth continuity plate ^②, 1 blanking plug ^③, 1 cable gland ^③.

Description/Function	Diagram	Entry Location	Entry Size	Weight kg (lb)	Volume dm ³ (in ³)	Catalog Number
Twin Pilot Light ^④						
 1x green pilot light ^⑤ 1x red pilot light ^⑤		Bottom	2 x M20	1.3 (2.87)	4.3 (262.40)	U61W2PGPR
		Bottom	2 x M25	1.3 (2.87)	4.3 (262.40)	U61W4PGPR
		Bottom	1 x 3/4"	1.3 (2.87)	4.3 (262.40)	U61Z3PGPR
		Feed-Thru	2 x 3/4"	1.3 (2.87)	4.3 (262.40)	U61X3PGPR
Illuminated Push Button						
 1x green illuminated push button with 1NO contact momentary contacts		Bottom	2 x M20	1.2 (2.65)	4.3 (262.40)	U61W2LG5
		Bottom	2 x M25	1.2 (2.65)	4.3 (262.40)	U61W4LG5
		Bottom	1 x 3/4"	1.2 (2.65)	4.3 (262.40)	U61Z3LG5
		Feed-Thru	2 x 3/4"	1.2 (2.65)	4.3 (262.40)	U61X3LG5
 1x red illuminated push button with 1NC contact momentary contacts		Bottom	2 x M20	1.2 (2.65)	4.3 (262.40)	U61W2LR9
		Bottom	2 x M25	1.2 (2.65)	4.3 (262.40)	U61W4LR9
		Bottom	1 x 3/4"	1.2 (2.65)	4.3 (262.40)	U61Z3LR9
		Feed-Thru	2 x 3/4"	1.2 (2.65)	4.3 (262.40)	U61X3LR9
Twin Illuminated Push Button ^④						
 1x green illuminated push button with 1NO contact 1x red illuminated push button with 1NC contact momentary contacts		Bottom	2 x M20	1.3 (2.87)	4.3 (262.40)	U61W2LG5LR9
		Bottom	2 x M25	1.3 (2.87)	4.3 (262.40)	U61W4LG5LR9
		Bottom	1 x 3/4"	1.3 (2.87)	4.3 (262.40)	U61Z3LG5LR9
		Feed-Thru	2 x 3/4"	1.3 (2.87)	4.3 (262.40)	U61X3LG5LR9

Additional combinations available, please refer to Unicode 2 Series - Customized Control Stations section.

^① Overall hazardous location and ingress protection rating depends on the rating of the optional certified components used.

^② Not required for stainless steel.

^③ Not included if NPT hubs are selected.

^④ Vertically mounted devices in stainless steel models.

^⑤ 12 Vac to 254 Vac 50/60 Hz - 12 Vdc to 60 Vdc.

Unicode™ 2 Series Stainless Steel Control Stations and Switches

Increased Safety

NEC:

Class I, Division 2, Groups A, B, C, D
 Class II, Groups E, F, G
 Class III
 Ex de IIC/DIP A21
 IP66, Type 4X^①

CEC:

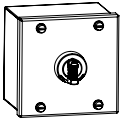
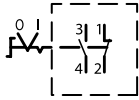
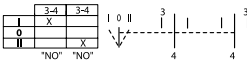
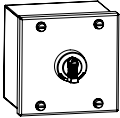
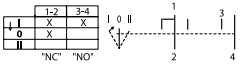
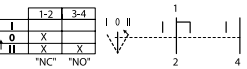
Class I, Division 2, Groups A, B, C, D
 Class II, Groups F, G
 Class III; Type 4X^①
 Class I, Zone 1, AEx de IIC/ AEx tD 21
 IP66

ATEX/IECEx:

Zone 1 and 2 – 21 and 22
 ② II 2 GD
 Ex de IIC/Ex demb IIC/ Ex tD A21
 IP66 – IK10

Size 1 Stainless Steel Control Station

Included: 1 white self-adhesive laminated plastic nameplate, 1 brass earth continuity plate ^②, 1 blanking plug ^③, 1 cable gland ^③.

Description/Function	Diagram	Entry Location	Entry Size	Weight kg (lb)	Volume dm ³ (in ³)	Catalog Number
2-Position Selector Switch						
 <p>2 fixed positions '0 - I' 1NO + 1NC contact</p>		Bottom	2 x M20	1.2 (2.65)	4.3 (262.40)	U61W2H3
		Bottom	2 x M25	1.2 (2.65)	4.3 (262.40)	U61W4H3
		Bottom	1 x 3/4"	1.2 (2.65)	4.3 (262.40)	U61Z3H3
		Feed-Thru	2 x 3/4"	1.2 (2.65)	4.3 (262.40)	U61X3H3
3-Position Selector Switch						
<p>3 fixed positions 'I - 0 - II' 2NO contact</p>		Bottom	2 x M20	1.2 (2.65)	4.3 (262.40)	U61W2J1
		Bottom	2 x M25	1.2 (2.65)	4.3 (262.40)	U61W4J1
		Bottom	1 x 3/4"	1.2 (2.65)	4.3 (262.40)	U61Z3J1
		Feed-Thru	2 x 3/4"	1.2 (2.65)	4.3 (262.40)	U61X3J1
 <p>3 positions 'I - 0 - II' with spring return from I to 0 1NO + 1NC contact</p>		Bottom	2 x M20	1.2 (2.65)	4.3 (262.40)	U61W2N3
		Bottom	2 x M25	1.2 (2.65)	4.3 (262.40)	U61W4N3
		Bottom	1 x 3/4"	1.2 (2.65)	4.3 (262.40)	U61Z3N3
		Feed-Thru	2 x 3/4"	1.2 (2.65)	4.3 (262.40)	U61X3N3
<p>3 positions 'I - 0 - II' with spring return from II to 0 1NO + 1NC contact</p>		Bottom	2 x M20	1.2 (2.65)	4.3 (262.40)	U61W2M3
		Bottom	2 x M25	1.2 (2.65)	4.3 (262.40)	U61W4M3
		Bottom	1 x 3/4"	1.2 (2.65)	4.3 (262.40)	U61Z3M3
		Feed-Thru	2 x 3/4"	1.2 (2.65)	4.3 (262.40)	U61X3M3

Additional combinations available, please refer to Unicode 2 Series - Customized Control Stations section.

^① Overall hazardous location and ingress protection rating depends on the rating of the optional certified components used.

^② Not required for stainless steel.

^③ Not included if NPT hubs are selected.

CONTROLS: NEC/CEC, ATEX/IECEx INCREASED SAFETY CONTROL STATIONS



Unicode™ 2 Series Stainless Steel Control Stations and Switches

Increased Safety

NEC:
 Class I, Division 2, Groups A, B, C, D
 Class II, Groups E, F, G
 Class III
 Ex de IIC/DIP A21
 IP66, Type 4X^①

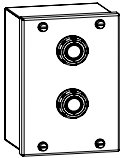


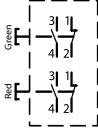
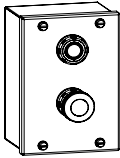
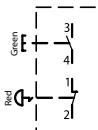

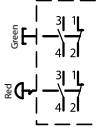
CEC:
 Class I, Division 2, Groups A, B, C, D
 Class II, Groups F, G
 Class III; Type 4X^①
 Class I, Zone 1, AEx de IIC/ AEx tD 21
 IP66

ATEX/IECEX:
 Zone 1 and 2 – 21 and 22
 II 2 GD
 Ex de IIC/Ex demb IIC/ Ex tD A21
 IP66 – IK10

CONTROLS: NEC/CEC, ATEX/IECEX INCREASED SAFETY CONTROL STATIONS

Size 2 Stainless Steel Control Station

Included: 1 white self-adhesive laminated plastic nameplate, 1 brass earth continuity plate ^②, 1 blanking plug ^③, 1 cable gland ^③.

Description/Function	Diagram	Entry Location	Entry Size	Weight kg (lb)	Volume dm ³ (in ³)	Catalog Number	
Twin Push Button							
 <p>1x green push button 'I' with 1NO contact 1x red push button 'O' with 1NC contact momentary contacts</p>		Bottom	2 x M20	1.8 (3.97)	4.3 (262.40)	U62W2A5A9	
		Bottom	2 x M25	1.8 (3.97)	4.3 (262.40)	U62W4A5A9	
	Feed-Thru	1 x 3/4"	1.8 (3.97)	4.3 (262.40)	U62Z3A5A9		
	Feed-Thru	2 x 3/4"	1.8 (3.97)	4.3 (262.40)	U62X3A5A9		
	 <p>1x green push button 'I' with 1NO + 1NC contact 1x red push button 'O' with 1NO + 1NC contact momentary contacts</p>		Bottom	2 x M20	1.8 (3.97)	4.3 (262.40)	U62W2A3A3
			Bottom	2 x M25	1.8 (3.97)	4.3 (262.40)	U62W4A3A3
Feed-Thru		1 x 3/4"	1.8 (3.97)	4.3 (262.40)	U62Z3A3A3		
Feed-Thru		2 x 3/4"	1.8 (3.97)	4.3 (262.40)	U62X3A3A3		
Push Button + Push-Pull Emergency Stop							
 <p>1x green push button 'I' with 1NO momentary contact 1x red mushroom head push-pull with 1NC maintained contact</p>		Bottom	2 x M20	1.8 (3.97)	4.3 (262.40)	U62W2A5D9	
		Bottom	2 x M25	1.8 (3.97)	4.3 (262.40)	U62W4A5D9	
	Feed-Thru	1 x 3/4"	1.8 (3.97)	4.3 (262.40)	U62Z3A5D9		
	Feed-Thru	2 x 3/4"	1.8 (3.97)	4.3 (262.40)	U62X3A5D9		
	 <p>1x green push button 'I' with 1NO + 1NC momentary contact 1x red mushroom head push-pull with 1NO + 1NC maintained contact</p>		Bottom	2 x M20	1.8 (3.97)	4.3 (262.40)	U62W2A3D3
			Bottom	2 x M25	1.8 (3.97)	4.3 (262.40)	U62W4A3D3
Feed-Thru		1 x 3/4"	1.8 (3.97)	4.3 (262.40)	U62Z3A3D3		
Feed-Thru		2 x 3/4"	1.8 (3.97)	4.3 (262.40)	U62X3A3D3		

Additional combinations available, please refer to Unicode 2 Series - Customized Control Stations section.

^① Overall hazardous location and ingress protection rating depends on the rating of the optional certified components used.

^② Not required for stainless steel.

^③ Not included if NPT hubs are selected.

Unicode™ 2 Series Stainless Steel Control Stations and Switches

Increased Safety

NEC:

Class I, Division 2, Groups A, B, C, D
 Class II, Groups E, F, G
 Class III
 Ex de IIC/DIP A21
 IP66, Type 4X①

CEC:

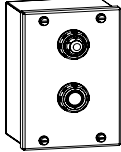


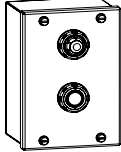


Class I, Division 2, Groups A, B, C, D
 Class II, Groups F, G
 Class III; Type 4X①
 Class I, Zone 1, AEx de IIC/ AEx tD 21
 IP66

ATEX/IECEX:

Zone 1 and 2 – 21 and 22
 ② II 2 GD
 Ex de IIC/Ex demb IIC/ Ex tD A21
 IP66 – IK10

Size 2 Stainless Steel Control Station

Included: 1 white self-adhesive laminated plastic nameplate, 1 brass earth continuity plate ②, 1 blanking plug ③, 1 cable gland ③.

Description/Function	Diagram	Entry Location	Entry Size	Weight kg (lb)	Volume dm ³ (in ³)	Catalog Number	
Pilot Light + Push Button							
 1x green light ④ 1x green push button 'I' with 1NO momentary contact		Bottom	2 x M20	1.8 (3.97)	4.3 (262.40)	U62W2PGA5	
		Bottom	2 x M25	1.8 (3.97)	4.3 (262.40)	U62W4PGA5	
		Feed-Thru	1 x 3/4"	1.8 (3.97)	4.3 (262.40)	U62Z3PGA5	
	Feed-Thru	2 x 3/4"	1.8 (3.97)	4.3 (262.40)	U62X3PGA5		
	1x green light ④ 1x green push button 'I' with 1NO + 1NC momentary contacts		Bottom	2 x M20	1.8 (3.97)	4.3 (262.40)	U62W2PGA3
			Bottom	2 x M25	1.8 (3.97)	4.3 (262.40)	U62W4PGA3
Feed-Thru			1 x 3/4"	1.8 (3.97)	4.3 (262.40)	U62Z3PGA3	
Feed-Thru	2 x 3/4"	1.8 (3.97)	4.3 (262.40)	U62X3PGA3			
 1x red light ④ 1x red push button 'O' with 1NC momentary contact		Bottom	2 x M20	1.8 (3.97)	4.3 (262.40)	U62W2PRA9	
		Bottom	2 x M25	1.8 (3.97)	4.3 (262.40)	U62W4PRA9	
		Feed-Thru	1 x 3/4"	1.8 (3.97)	4.3 (262.40)	U62Z3PRA9	
	Feed-Thru	2 x 3/4"	1.8 (3.97)	4.3 (262.40)	U62X3PRA9		
	1x red light ④ 1x red push button 'O' with 1NO + 1NC momentary contact		Bottom	2 x M20	1.8 (3.97)	4.3 (262.40)	U62W2PRA3
			Bottom	2 x M25	1.8 (3.97)	4.3 (262.40)	U62W4PRA3
Feed-Thru			1 x 3/4"	1.8 (3.97)	4.3 (262.40)	U62Z3PRA3	
Feed-Thru	2 x 3/4"	1.8 (3.97)	4.3 (262.40)	U62X3PRA3			

Additional combinations available, please refer to Unicode 2 Series - Customized Control Stations section.

① Overall hazardous location and ingress protection rating depends on the rating of the optional certified components used.

② Not required for stainless steel.

③ Not included if NPT hubs are selected.

④ 12 Vac to 254 Vac 50/60 Hz - 12 Vdc to 60 Vdc.

CONTROLS: NEC/CEC, ATEX/IECEX INCREASED SAFETY CONTROL STATIONS



Unicode™ 2 Series Stainless Steel Control Stations and Switches

Increased Safety

NEC:
 Class I, Division 2, Groups A, B, C, D
 Class II, Groups E, F, G
 Class III
 Ex de IIC/DIP A21
 IP66, Type 4X①

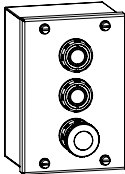
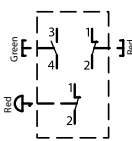
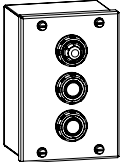
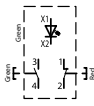
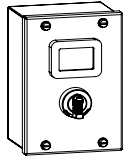
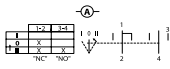
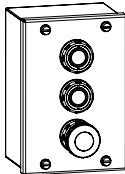
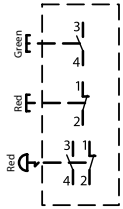
CEC:
 Class I, Division 2, Groups A, B, C, D
 Class II, Groups F, G
 Class III; Type 4X①
 Class I, Zone 1, AEx de IIC/ AEx tD 21
 IP66

ATEX/IECEX:
 Zone 1 and 2 – 21 and 22
 II 2 GD
 Ex de IIC/Ex demb IIC/ Ex tD A21
 IP66 – IK10

CONTROLS: NEC/CEC, ATEX/IECEX INCREASED SAFETY CONTROL STATIONS

Size 2 Stainless Steel Control Station

Included: 1 white self-adhesive laminated plastic nameplate, 1 brass earth continuity plate ②, 1 blanking plug ③, 1 cable gland ③.

Description/Function	Diagram	Entry Location	Entry Size	Weight kg (lb)	Volume dm³ (in³)	Catalog Number
Twin Push Buttons + Push-Pull Emergency Stop						
 <p>1x green push button 'I' with 1NO contacts 1x red push button 'O' with 1NC contacts momentary contacts 1x red mushroom head push-pull with 1x NC maintained contact</p>		Bottom	2 x M20	1.9 (4.19)	4.5 (274.6)	U62W2A5A9D9
		Bottom	2 x M25	1.9 (4.19)	4.5 (274.6)	U62W4A5A9D9
		Feed-Thru	1 x 3/4"	1.9 (4.19)	4.5 (274.6)	U62Z3A5A9D9
		Feed-Thru	2 x 3/4"	1.9 (4.19)	4.5 (274.6)	U62X3A5A9D9
Pilot Light + Twin Push Buttons ④						
 <p>1x green light ④ 1x green push button 'I' with 1NO 1x red push button 'O' with 1NC momentary contacts</p>		Bottom	2 x M20	1.9 (4.19)	4.5 (274.60)	U62W2PGA5A9
		Bottom	2 x M25	1.9 (4.19)	4.5 (274.60)	U62W4PGA5A9
		Feed-Thru	1 x 3/4"	1.9 (4.19)	4.5 (274.60)	U62Z3PGA5A9
		Feed-Thru	2 x 3/4"	1.9 (4.19)	4.5 (274.60)	U62X3PGA5A9
Ammeter + 3-Position Selector Switch ⑤						
 <p>1x ammeter 48 x 48 mm, 1A C.T., 3 F.L.C., with 0 - 1 - 3 scale 1x switch 3 positions 'I - 0 - II' with spring return from II to 0 1NO + 1NC contact</p>		Bottom	2 x M20	1.8 (3.97)	4.3 (262.4)	U62W2VA13M3
		Bottom	2 x M25	1.8 (3.97)	4.3 (262.4)	U62W4VA13M3
		Feed-Thru	1 x 3/4"	1.8 (3.97)	4.3 (262.4)	U62Z3VA13M3
		Feed-Thru	2 x 3/4"	1.8 (3.97)	4.3 (262.4)	U62X3VA13M3
Twin Push Buttons + Push-Pull Emergency Stop ④						
 <p>1x green push button 'I' with 1NO contact 1x red push button 'O' with 1NC contact momentary contacts 1x red mushroom head push-pull emergency button with 1NO + 1NC maintained contacts</p>		Bottom	2 x M20	1.9 (4.19)	4.5 (274.60)	U63W2A5A9D3
		Bottom	2 x M25	1.9 (4.19)	4.5 (274.60)	U63W4A5A9D3
		Feed-Thru	1 x 3/4"	1.9 (4.19)	4.5 (274.60)	U63Z3A5A9D3
		Feed-Thru	2 x 3/4"	1.9 (4.19)	4.5 (274.60)	U63X3A5A9D3

Additional combinations available, please refer to Unicode 2 Series - Customized Control Stations section.

- ① Overall hazardous location and ingress protection rating depends on the rating of the optional certified components used.
- ② Not required for stainless steel.
- ③ Not included if NPT hubs are selected.
- ④ 12 Vac to 254 Vac 50/60 Hz - 12 Vdc to 60 Vdc.
- ⑤ Certified for ATEX/IECEX only.

Unicode™ 2 Series Stainless Steel Control Stations and Switches

Increased Safety


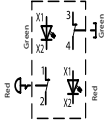
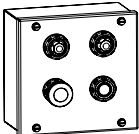
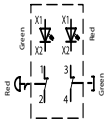
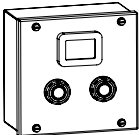
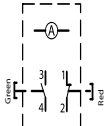
NEC:
 Class I, Division 2, Groups A, B, C, D
 Class II, Groups E, F, G
 Class III
 Ex de IIC/DIP A21
 IP66, Type 4X①

CEC:
 Class I, Division 2, Groups A, B, C, D
 Class II, Groups F, G
 Class III; Type 4X①
 Class I, Zone 1, AEx de IIC/ AEx tD 21
 IP66

ATEX/IECEX:
 Zone 1 and 2 – 21 and 22
 II 2 GD
 Ex de IIC/Ex demb IIC/ Ex tD A21
 IP66 – IK10

Size 3 Stainless Steel Control Station

Included: 1 white self-adhesive laminated plastic nameplate, 1 brass earth continuity plate ②, 1 blanking plug ③, 1 cable gland ③.

Description/Function	Diagram	Entry Location	Entry Size	Weight kg (lb)	Volume dm ³ (in ³)	Catalog Number
Pilot Light + Twin Push Buttons + Push-Pull Emergency Stop						
 <p>1x green light 1x green push button 'I' with 1NO contact 1x red push button 'O' with 1NC contact momentary contacts 1x red mushroom head push-pull with 1x NC maintained contact</p>		Bottom	2 x M20	2.1 (4.63)	10.5 (640.70)	U63W2PGA5A9D9
		Bottom	2 x M25	2.1 (4.63)	10.5 (640.70)	U63W4PGA5A9D9
		Feed-Thru	1 x 3/4"	2.1 (4.63)	10.5 (640.70)	U63Z3PGA5A9D9
		Feed-Thru	2 x 3/4"	2.1 (4.63)	10.5 (640.70)	U63X3PGA5A9D9
Twin Pilot Lights + Push-Pull Emergency Stop + Push Button ③						
 <p>1x green light + 1x red light ④ 1x red mushroom head push-pull with 1x NC maintained contact 1x green push button 'I' with 1NO momentary contact</p>		Bottom	2 x M20	2.1 (4.63)	10.5 (640.70)	U63W2PGPRD9A5
		Bottom	2 x M25	2.1 (4.63)	10.5 (640.70)	U63W4PGPRD9A5
		Feed-Thru	1 x 3/4"	2.1 (4.63)	10.5 (640.70)	U63Z3PGPRD9A5
		Feed-Thru	2 x 3/4"	2.1 (4.63)	10.5 (640.70)	U63X3PGPRD9A5
Ammeter + Twin Push Buttons ⑤						
 <p>1x ammeter 48 x 48 mm, 1A C.T., 3 F.L.C., with 0 - 1 - 3 scale 1x green push button 'I' with 1NO contact 1x red push button 'O' with 1NC contact momentary contacts</p>		Bottom	2 x M20	2.1 (4.63)	10.5 (640.70)	U63W2VA13A5A9
		Bottom	2 x M25	2.1 (4.63)	10.5 (640.70)	U63W4VA13A5A9
		Feed-Thru	1 x 3/4"	2.1 (4.63)	10.5 (640.70)	U63Z3VA13A5A9
		Feed-Thru	2 x 3/4"	2.1 (4.63)	10.5 (640.70)	U63X3VA13A5A9

Additional combinations available, please refer to Unicode 2 Series - Customized Control Stations section.

- ① Overall hazardous location and ingress protection rating depends on the rating of the optional certified components used.
- ② Not required for stainless steel.
- ③ Not included if NPT hubs are selected.
- ④ 12 Vac to 254 Vac 50/60 Hz - 12 Vdc to 60 Vdc.
- ⑤ Certified for ATEX/IECEX only.

Unicode™ 2 Series Stainless Steel Control Stations and Switches

Increased Safety

CONTROLS: NEC/CEC, ATEX/IECEx INCREASED SAFETY CONTROL STATIONS

Appleton

NEC:
 Class I, Division 2, Groups A, B, C, D
 Class II, Groups E, F, G
 Class III
 Ex de IIC/DIP A21
 IP66, Type 4X[Ⓢ]

CEC:
 Class I, Division 2, Groups A, B, C, D
 Class II, Groups F, G
 Class III; Type 4X[Ⓢ]
 Class I, Zone 1, AEx de IIC/ AEx tD 21
 IP66

ATEX/IECEx:
 Zone 1 and 2 – 21 and 22
 II 2 GD
 Ex de IIC/Ex demb IIC/ Ex tD A21
 IP66 – IK10

Nameplates — Set of 10

Blank self-adhesive, laminated plastic 58 mm x 18 mm (2.29" x 0.71").

Color	Catalog Number
White (black letters)	UNPW
Yellow (black letters)	UNPY
Red (white letters)	UNPR
Blue (white letters)	UNPB
Black (white letters)	UNPN
Green (white letters)	UNPG

Inserts for Push Button — Set of 5

Marking	Color	Catalog Number
(unmarked)	Green	UIAG
(unmarked)	Red	UIAR
(unmarked)	Yellow	UIAY
(unmarked)	White	UIAW
(unmarked)	Blue	UIAB
(unmarked)	Black	UIAN
ON	Green	UIA01
OFF	Red	UIA02
START	Green	UIA03
STOP	Red	UIA04
MARCHE	Green	UIA05
ARRET	Red	UIA06
I	Green	UIA07
O	Red	UIA08

Inserts for Illuminated Push Button — Set of 5

Marking	Color	Catalog Number
(unmarked)	Green	UILG
(unmarked)	Red	UILR
(unmarked)	Yellow	UILY
(unmarked)	White	UILW
(unmarked)	Blue	UILB
ON	Green	UIL01
OFF	Red	UIL02
START	Green	UIL03
STOP	Red	UIL04
MARCHE	Green	UIL05
ARRET	Red	UIL06
I	Green	UIL07
O	Red	UIL08

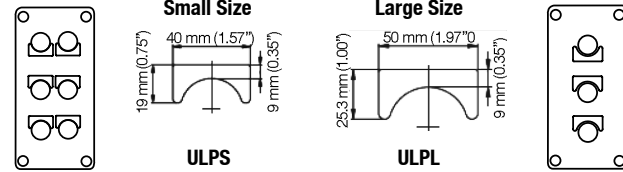
Spare Key

For all key-operated buttons.

Description	Catalog Number
Spare key type 4 A 185	SK4A185

Standard Legend Plates

Two sizes available. Self-adhesive yellow laminated plastic (black lettering).



Text	Catalog Number	
	Small	Large
Blank (set of 10)	ULPS	ULPL
ON	ULPSA01	ULPLA01
OFF	ULPSA02	ULPLA02
FORWARD	ULPSA03	ULPLA03
REVERSE	ULPSA04	ULPLA04
JOG	ULPSA05	ULPLA05
RUN	ULPSA06	ULPLA06
START	ULPSA07	ULPLA07
STOP	ULPSA08	ULPLA08
UP	ULPSA09	ULPLA09
DOWN	ULPSA10	ULPLA10
FAST	ULPSA11	ULPLA11
SLOW	ULPSA12	ULPLA12
RAISE	ULPSA13	ULPLA13
LOWER	ULPSA14	ULPLA14
OPEN	ULPSA15	ULPLA15
CLOSE	ULPSA16	ULPLA16
LOW	ULPSA17	ULPLA17
HIGH	ULPSA18	ULPLA18
TEST	ULPSA19	ULPLA19
RESET	ULPSA20	ULPLA20
EMERGENCY STOP	ULPSA21	ULPLA21
MARCHE	ULPSA22	ULPLA22
ARRET	ULPSA23	ULPLA23
ARRET D'URGENCE	ULPSA24	ULPLA24
HAUT	ULPSA25	ULPLA25
BAS	ULPSA26	ULPLA26
O—I	ULPSH01	ULPLH01
ON—OFF	ULPSH02	ULPLH02
START—STOP	ULPSH03	ULPLH03
STOP—START	ULPSH04	ULPLH04
HAND—AUTO	ULPSH05	ULPLH05
MANU—AUTO	ULPSH06	ULPLH06
FORWARD—REVERSE	ULPSH07	ULPLH07
REMOTE—LOCAL	ULPSH08	ULPLH08
MARCHE—ARRET	ULPSH09	ULPLH09
I—O—II	ULPSJ01	ULPLJ01
OFF—O—ON	ULPSJ02	ULPLJ02
START—NORMAL—STOP	ULPSJ03	ULPLJ03
HAND—OFF—AUTO	ULPSJ04	ULPLJ04
MANU—O—AUTO	ULPSJ05	ULPLJ05
FORWARD—OFF—REVERSE	ULPSJ06	ULPLJ06
LOCAL—REMOTE—AUTO	ULPSJ07	ULPLJ07
LOCAL—O—REMOTE	ULPSJ08	ULPLJ08
MARCHE—NORMAL—ARRET	ULPSJ09	ULPLJ09

[Ⓢ] Overall hazardous location and ingress protection rating depends on the rating of the optional certified components used.

Unicode™ 2 Series Stainless Steel Control Stations and Switches

Increased Safety

NEC:
Class I, Division 2, Groups A, B, C, D
Class II, Groups E, F, G
Class III
Ex de IIC/DIP A21
IP66, Type 4X^①

CEC:
Class I, Division 2, Groups A, B, C, D
Class II, Groups F, G
Class III; Type 4X^①
Class I, Zone 1, AEx de IIC/ AEx tD 21
IP66

ATEX/IECEx:
Zone 1 and 2 – 21 and 22
Ex II 2 GD
Ex de IIC/Ex demb IIC/ Ex tD A21
IP66 – IK10

CONTROLS - NEC/CEC, ATEX/IECEx INCREASED SAFETY CONTROL STATIONS

Appleton®

	Description	Catalog Number
	<p>Additional Contacts</p> <p>Each actuator is capable of activating 3 contacts. Exception: Illuminated push button and all actuators with key: 2 contacts maximum</p> <p>1NO contact</p> <p>1NC contact</p>	<p>UCB5R</p> <p>UCB9R</p>
	<p>Yellow Guard</p> <p>Mushroom head protection for emergency stop</p>	098657
	<p>Padlockable Guard</p> <p>Stainless steel and plastic cover, capacity: 3 padlocks diameter 6 mm (0.24") maximum (not supplied)</p> <p>For push button and rotary actuator</p> <p>For mushroom head actuator</p>	<p>UPLD1S</p> <p>UPLD2S</p>
	<p>Cable Gland Exe</p> <p>For unarmored cable Exe - IP66 - in polyamide entry thread seal</p> <p>M20 (capacity 6.5-14.5 mm)</p> <p>For armored cable Exe/Exd - IP66 - in nickel plated brass (without entry thread seal)</p>	095605
	<p>Braid and Tape type:</p> <p>M20 (inner: 6.4-14.0/outer: 12.5-20.9 mm)</p> <p>Single Wired Armor (SWA):</p> <p>M20 (inner: 6.4-14.0/outer: 12.5-20.9 mm)</p>	<p>20E1FX5</p> <p>20E1FW5</p>
	<p>Adaptors</p> <p>Exd/Exe - IP66 in nickel plated brass (without entry thread seal)</p> <p>Male M20 - Female 1/2" NPT</p> <p>Male M20 - Female 3/4" NPT</p>	<p>737DM2T15</p> <p>737DM2T25</p>
	<p>Entry Thread Seal</p> <p>M20 (in white nylon)</p>	20ETS2
	<p>Combination Drain and Breather</p> <p>Exe - IP66 - supplied with entry thread seal and locknut</p> <p>M20 male thread in Polyamide</p> <p>M20 male thread in Brass</p> <p>M20 male thread in Stainless Steel</p>	<p>DBE20P</p> <p>DBE20B</p> <p>DBE20S</p>
	<p>Feed-Thru Earth Stud Terminal</p> <p>Exe - IP66 - supplied with weatherproof seal and green/yellow earth conductor - 300 mm (11.81") length</p> <p>M20 with M5 earth and 2.5 mm² (0.004 in²) conductor</p>	PREESTM20

^① Overall hazardous location and ingress protection rating depends on the rating of the optional certified components used.

Unicode™ 2 Series Stainless Steel Control Stations and Switches

Increased Safety

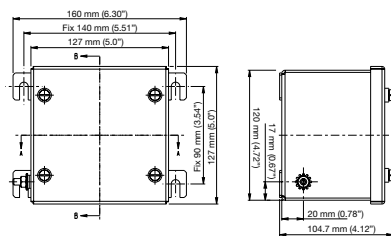
NEC:
 Class I, Division 2, Groups A, B, C, D
 Class II, Groups E, F, G
 Class III
 Ex de IIC/DIP A21
 IP66, Type 4X^①

CEC:
 Class I, Division 2, Groups A, B, C, D
 Class II, Groups F, G
 Class III; Type 4X^①
 Class I, Zone 1, AEx de IIC/ AEx tD 21
 IP66

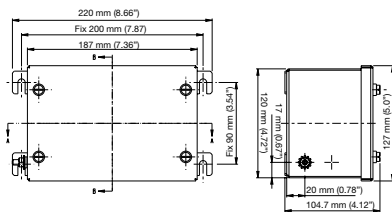
ATEX/IECEx:
 Zone 1 and 2 – 21 and 22
 II 2 GD
 Ex de IIC/Ex demb IIC/ Ex tD A21
 IP66 – IK10

CONTROLS: NEC/CEC, ATEX/IECEx INCREASED SAFETY CONTROL STATIONS

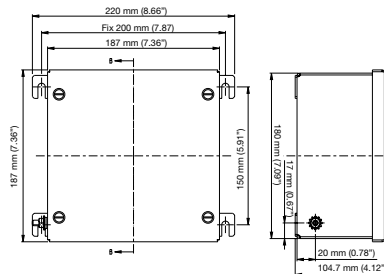
Dimensions in Millimeters (Inches)



Size 1 Box



Size 2 Box



Size 3 Box

^① Overall hazardous location and ingress protection rating depends on the rating of the optional certified components used.